







Under 9 Girls Wakeboard Qualifications results

Homologation: National

	Name	Country	Categ.	Score	Execution	Intensity	Composition	PI
1	Manuela Duran	*COL 	U 9 F	19,56	6,55	6,68	6,33	
				J1 21,00	2,10	2,10	2,10	1
				J2 20,67	2,00	2,10	2,10	1
				J3 17,00	1,80	1,80	1,50	1
2	Valeria Reyes	*COL 	U 9 F	10,89	3,77	3,34	3,77	
				J1 9,67	1,10	0,80	1,00	2
				J2 12,33	1,20	1,20	1,30	2
				J3 10,67	1,10	1,00	1,10	2




Under 9 Boys Wakeboard Qualifications results


Homologation: National

	Name	Country	Categ.	Score	Execution	Intensity	Composition	PI
1	Juan Pablo Peña	*COL 	U 9 M	20,00	6,55	6,68	6,77	
				J1 22,00	2,20	2,20	2,20	1
				J2 20,00	1,90	2,00	2,10	1
				J3 18,00	1,80	1,80	1,80	1
2	Carlos Andres Peña	*COL 	U 9 M	17,44	5,33	6,01	6,11	
				J1 20,00	1,80	2,10	2,10	2
				J2 16,67	1,70	1,70	1,60	2
				J3 15,67	1,30	1,60	1,80	2
3	Pablo Caicedo	*COL 	U 9 M	15,00	4,88	4,90	5,22	
				J1 15,33	1,50	1,50	1,60	3
				J2 15,67	1,50	1,60	1,60	3
				J3 14,00	1,40	1,30	1,50	3
4	Pedro Arango Botero	COL 	U 9 M	7,78	2,66	2,56	2,55	
				J1 6,00	0,60	0,60	0,60	4
				J2 5,33	0,60	0,50	0,50	4
				J3 12,00	1,20	1,20	1,20	4

Under 14 Girls Heat 1 Wakeboard Qualifications results




Homologation: National

	Name	Country	Categ.	Score	Execution	Intensity	Composition	PI
1	Cristina Tascon	*COL 	U14 F	20,33	6,88	6,90	6,55	
				J1 19,00	1,90	2,00	1,80	1
				J2 19,00	1,90	2,00	1,80	1
				J3 23,00	2,40	2,20	2,30	1
2	Laura Salome Ochoa	*COL 	U14 F	19,33	6,33	6,35	6,66	
				J1 17,33	1,80	1,70	1,70	2
				J2 18,67	1,80	1,80	2,00	2
				J3 22,00	2,10	2,20	2,30	2
3	Gabriela Alban	*COL 	U14 F	15,67	5,33	5,34	5,00	
				J1 15,67	1,60	1,60	1,50	3
				J2 13,34	1,30	1,50	1,20	3
				J3 18,00	1,90	1,70	1,80	3

Name	Country	Categ.	Score	Execution	Intensity	Composition	PI
4 Mariana Reyes	*COL 	U14 F					
			J1				4
			J2				4
			J3				4





Under 14 Girls Heat 2 Wakeboard Qualifications results

Homologation: National

Name	Country	Categ.	Score	Execution	Intensity	Composition	PI
1 Sofia Palau	*COL 	U14 F	24,78	8,21	8,24	8,33	
			J1 25,00	2,50	2,50	2,50	1
			J2 25,00	2,40	2,50	2,60	1
			J3 24,33	2,50	2,40	2,40	1
2 Emilia Gomez	*COL 	U14 F	14,56	5,22	4,79	4,55	
			J1 16,00	1,80	1,50	1,50	2
			J2 13,67	1,40	1,50	1,20	2
			J3 14,00	1,50	1,30	1,40	2
3 Camila Ramirez	*COL 	U14 F	11,78	4,11	4,79	2,89	
			J1 12,00	1,30	1,50	0,80	3
			J2 10,34	1,00	1,30	0,80	3
			J3 13,00	1,40	1,50	1,00	3


Under 14 Boys Heat 1 Wakeboard Qualifications results




Homologation: National

Name	Country	Categ.	Score	Execution	Intensity	Composition	PI
1 Javier Dario Ochoa	*COL 	U14 M	22,78	7,77	7,79	7,22	
			J1 22,67	2,30	2,30	2,20	1
			J2 23,33	2,40	2,40	2,20	1
			J3 22,33	2,30	2,30	2,10	1
2 Juan Pablo Tascon	*COL 	U14 M	18,55	6,33	5,90	6,33	
			J1 15,00	1,50	1,30	1,70	3
			J2 21,00	2,20	2,10	2,00	2
			J3 19,67	2,00	1,90	2,00	2
3 Nicolas Madriñan	*COL 	U14 M	15,56	5,44	5,23	4,88	
			J1 15,67	1,60	1,50	1,60	2
			J2 16,34	1,60	1,80	1,50	3
			J3 14,67	1,70	1,40	1,30	3
4 Lorenzo Jaramillo	*COL 	U14 M	9,56	3,33	3,34	2,89	
			J1 13,67	1,40	1,40	1,30	4
			J2 9,67	1,00	1,00	0,90	4
			J3 5,33	0,60	0,60	0,40	4

Under 14 Boys Heat 2 Wakeboard Qualifications results






Homologation: National

Name	Country	Categ.	Score	Execution	Intensity	Composition	PI
1 Juan Jose Rueda	*COL 	U14 M	43,78	14,43	14,58	14,76	
			J1 41,00	4,00	4,00	4,30	1
			J2 40,00	4,00	4,00	4,00	1
			J3 50,33	5,00	5,10	5,00	1

	Name	Country	Categ.	Score	Execution	Intensity	Composition	PI	
2	Pedro Gonzalez	*COL 	U14 M		39,78	13,21	13,36	13,21	
				J1	36,67	3,60	3,60	3,80	2
				J2	38,34	3,80	4,00	3,70	2
				J3	44,33	4,50	4,40	4,40	2
3	Federico Leon	*COL 	U14 M		14,22	5,22	5,12	3,89	
				J1	15,00	1,60	1,60	1,30	3
				J2	14,00	1,60	1,50	1,10	3
				J3	13,67	1,50	1,50	1,10	3
4	Santiago Tascon	*COL 	U14 M		12,89	4,44	4,12	4,33	
				J1	14,67	1,40	1,40	1,60	4
				J2	13,00	1,30	1,30	1,30	4
				J3	11,00	1,30	1,00	1,00	4




Under 14 Boys Heat 3 Wakeboard Qualifications results


Homologation: National

	Name	Country	Categ.	Score	Execution	Intensity	Composition	PI	
1	Daniel Caicedo	*COL 	U14 M		42,44	13,99	14,14	14,32	
				J1	43,67	4,30	4,30	4,50	1
				J2	43,33	4,30	4,30	4,40	1
				J3	40,33	4,00	4,10	4,00	1
2	Felipe Jaramillo	*COL 	U14 M		32,11	10,55	10,47	11,10	
				J1	30,33	2,80	2,80	3,50	2
				J2	35,00	3,60	3,60	3,30	2
				J3	31,00	3,10	3,00	3,20	2
3	Jose Maria Linares	*COL 	U14 M		31,22	9,99	10,47	10,77	
				J1	29,66	2,70	2,80	3,40	3
				J2	34,00	3,40	3,60	3,20	3
				J3	30,00	2,90	3,00	3,10	3
4	Tomas Rey Lobo Guerrero	*COL 	U14 M		17,89	5,99	6,23	5,66	
				J1	17,67	1,70	1,80	1,80	4
				J2	16,67	1,70	1,80	1,50	4
				J3	19,33	2,00	2,00	1,80	4
5	Camilo Linares	*COL 	U14 M		15,44	5,00	5,34	5,11	
				J1	15,67	1,50	1,60	1,60	5
				J2	15,67	1,60	1,70	1,40	5
				J3	15,00	1,40	1,50	1,60	5

Junior Men Wakeboard Qualifications results




Homologation: National

	Name	Country	Categ.	Score	Execution	Intensity	Composition	PI	
1	Martin Cardenas	*COL 	Jun M		57,56	18,65	19,26	19,65	
				J1	60,67	5,80	6,10	6,30	1
				J2	54,33	5,30	5,40	5,60	1
				J3	57,67	5,70	5,80	5,80	1
2	Gregorio De Valdenebro	*COL 	Jun M		51,56	16,87	17,26	17,43	
				J1	54,67	5,30	5,50	5,60	2
				J2	52,00	5,00	5,20	5,40	2
				J3	48,00	4,90	4,80	4,70	2
3	Felipe Negret	*COL 	Jun M		41,89	14,21	14,03	13,65	
				J1	49,00	5,00	5,00	4,70	3
				J2	44,00	4,50	4,30	4,40	3
				J3	32,67	3,30	3,30	3,20	3

Name	Country	Categ.	Score	Execution	Intensity	Composition	PI
4	Juan Martin Duperly	*COL 	Jun M	33,44	11,21	11,36	10,88
		J1	33,67	3,30	3,50	3,30	4
		J2	36,33	3,80	3,60	3,50	4
		J3	30,33	3,00	3,10	3,00	4


Junior Women Wakeboard Qualifications results

Homologation: National

Name	Country	Categ.	Score	Execution	Intensity	Composition	PI
1	Laura Madriñan	*COL 	Jun F	34,33	11,88	11,47	10,99
		J1	31,33	3,10	3,10	3,20	1
		J2	32,67	3,40	3,20	3,20	1
		J3	39,00	4,20	4,00	3,50	1
2	Juliana Tascon	*COL 	Jun F	27,67	9,21	9,13	9,32
		J1	25,00	2,50	2,50	2,50	2
		J2	23,33	2,30	2,30	2,40	2
		J3	34,67	3,50	3,40	3,50	2
3	Sofia Arevalo	*COL 	Jun F	23,56	7,99	8,02	7,55
		J1	21,67	2,10	2,10	2,30	3
		J2	20,33	2,00	2,10	2,00	3
		J3	28,67	3,10	3,00	2,50	3




Open Women Wakeboard Qualifications results

Homologation: National

Name	Country	Categ.	Score	Execution	Intensity	Composition	PI
1	Maria Jose Velez	*COL 	Ope F	48,89	16,43	16,25	16,21
		J1	46,67	4,80	4,50	4,70	1
		J2	46,00	4,60	4,60	4,60	1
		J3	54,00	5,40	5,50	5,30	1

Open Men Wakeboard Qualifications results





Homologation: National

Name	Country	Categ.	Score	Execution	Intensity	Composition	PI
1	Juan Martin Velez	*COL 	Ope M	86,22	28,75	28,84	28,64
		J1	88,00	8,80	8,70	8,90	1
		J2	86,67	8,60	8,80	8,60	1
		J3	84,00	8,50	8,40	8,30	1
2	Jorge Rocha	*COL 	Ope M	81,78	27,20	27,94	26,64
		J1	85,01	8,50	9,00	8,00	2
		J2	83,67	8,30	8,50	8,30	2
		J3	76,67	7,70	7,60	7,70	2
3	Jose Fernando Contreras	*COL 	Ope M				
		J1					3
		J2					3
		J3					3

Pro Women Heat 1 Wakeboard Qualifications results




Homologation: National

Name	Country	Categ.	Score	Execution	Intensity	Composition	PI
------	---------	--------	-------	-----------	-----------	-------------	----

	Name	Country	Categ.	Score	Execution	Intensity	Composition	PI
1	Maria Jose Velez Pro	*COL 	Pro F	43,67	14,43	14,36	14,87	
				J1 42,66	4,30	4,00	4,50	1
				J2 45,00	4,40	4,50	4,60	1
				J3 43,33	4,30	4,40	4,30	1
2	Juliana Tascon Pro	*COL 	Pro F	23,00	7,88	7,79	7,33	
				J1 24,33	2,50	2,50	2,30	2
				J2 21,67	2,30	2,10	2,10	2
				J3 23,00	2,30	2,40	2,20	2
3	Cristina Tascon Pro	*COL 	Pro F	20,67	6,55	7,01	7,10	
				J1 21,67	1,80	2,30	2,40	3
				J2 20,33	2,10	2,00	2,00	3
				J3 20,00	2,00	2,00	2,00	3
4	Laura Salome Ochoa Pro	*COL 	Pro F	14,22	5,00	4,68	4,55	
				J1 14,67	1,50	1,50	1,40	4
				J2 14,33	1,60	1,40	1,30	4
				J3 13,67	1,40	1,30	1,40	4





Pro Women Heat 2 Wakeboard Qualifications results


Homologation: National

	Name	Country	Categ.	Score	Execution	Intensity	Composition	PI
1	Sofia Palau Pro	*COL 	Pro F	26,11	8,44	8,91	8,77	
				J1 25,33	2,40	2,60	2,60	1
				J2 26,00	2,40	2,70	2,70	1
				J3 27,00	2,80	2,70	2,60	1
2	Laura Madriñan Pro	*COL 	Pro F	25,78	8,10	9,57	8,10	
				J1 25,00	2,30	2,80	2,40	2
				J2 25,67	2,30	2,90	2,50	2
				J3 26,67	2,70	2,90	2,40	2
3	Sofia Arevalo Pro	*COL 	Pro F	23,33	7,33	8,24	7,77	
				J1 24,33	2,30	2,60	2,40	3
				J2 21,33	1,90	2,20	2,30	3
				J3 24,33	2,40	2,60	2,30	3

Pro Men Heat 1 Wakeboard Qualifications results






Homologation: National

	Name	Country	Categ.	Score	Execution	Intensity	Composition	PI
1	Jorge Rocha Pro	COL 	Pro M	74,67	24,09	25,61	24,98	
				J1 77,67	7,30	8,20	7,80	1
				J2 74,67	7,40	7,50	7,50	1
				J3 71,67	7,00	7,30	7,20	1
2	Martin Cardenas Pro	*COL 	Pro M	64,89	21,87	21,49	21,53	
				J1 63,66	6,30	6,20	6,60	2
				J2 68,33	6,90	6,80	6,80	2
				J3 62,67	6,50	6,30	6,00	2
3	Daniel Caicedo Pro	*COL 	Pro M	55,44	18,65	18,15	18,65	
				J1 54,66	5,60	5,20	5,60	3
				J2 56,67	5,60	5,80	5,60	3
				J3 55,00	5,60	5,30	5,60	3
4	Felipe Negret Pro	*COL 	Pro M	49,11	16,65	15,92	16,54	
				J1 42,67	4,30	4,30	4,20	4
				J2 51,33	5,20	5,00	5,20	4
				J3 53,33	5,50	5,00	5,50	4

Name	Country	Categ.	Score	Execution	Intensity	Composition	PI
5 Lorenzo Jaramillo Pro	*COL 	Pro M	36,44	12,32	12,14	11,99	
			J1 32,67	3,30	3,30	3,20	5
			J2 35,67	3,80	3,60	3,30	5
			J3 41,00	4,00	4,00	4,30	5



Pro Men Heat 2 Wakeboard Qualifications results

Homologation: National

Name	Country	Categ.	Score	Execution	Intensity	Composition	PI
1 Juan Martin Velez Pro	*COL 	Pro M	84,56	28,08	28,17	28,31	
			J1 85,33	8,50	8,50	8,60	1
			J2 85,67	8,50	8,60	8,60	1
			J3 82,67	8,30	8,20	8,30	1
2 Gregorio De Valdenebro Pro	*COL 	Pro M	60,67	20,09	20,04	20,54	
			J1 62,67	6,30	6,20	6,30	2
			J2 58,33	5,80	5,80	5,90	2
			J3 61,00	6,00	6,00	6,30	2
3 Javier Dario Ochoa Pro	*COL 	Pro M	42,22	14,43	13,69	14,10	
			J1 41,67	4,20	4,20	4,10	3
			J2 44,66	4,80	4,30	4,30	3
			J3 40,33	4,00	3,80	4,30	3
4 Juan Martin Duperly Pro	*COL 	Pro M	35,22	11,54	11,91	11,77	
			J1 35,00	3,50	3,50	3,50	4
			J2 31,33	3,00	3,20	3,20	4
			J3 39,33	3,90	4,00	3,90	4
5 Juan Jose Rueda Pro	*COL 	Pro M					5
							5
							5


Under 14 Girls Wakeboard LCQ results




Homologation: National

Name	Country	Categ.	Score	Execution	Intensity	Composition	PI
1 Camila Ramirez	*COL 	U14 F	15,33	5,22	5,12	5,00	
			J1 11,67	1,20	1,30	1,00	1
			J2 21,00	2,20	2,10	2,00	1
			J3 13,33	1,30	1,20	1,50	1
2 Gabriela Alban	*COL 	U14 F	9,56	3,00	3,34	3,22	
			J1 11,67	1,10	1,40	1,00	1
			J2 5,67	0,60	0,50	0,60	2
			J3 11,33	1,00	1,10	1,30	2

Under 14 Boys Wakeboard LCQ results




Homologation: National

Name	Country	Categ.	Score	Execution	Intensity	Composition	PI
1 Lorenzo Jaramillo	*COL 	U14 M	30,55	10,10	9,91	10,55	
			J1 37,33	3,80	3,60	3,80	1
			J2 25,67	2,50	2,50	2,70	2
			J3 28,67	2,80	2,80	3,00	1

	Name	Country	Categ.	Score	Execution	Intensity	Composition	PI
2	Tomas Rey Lobo Guerrero	*COL 	U14 M	23,11	7,77	7,90	7,44	
				J1 22,67	2,20	2,50	2,10	2
				J2 28,33	3,00	2,70	2,80	1
				J3 18,33	1,80	1,90	1,80	3
3	Camilo Linares	*COL 	U14 M	20,78	7,10	7,13	6,55	
				J1 20,67	2,00	2,20	2,00	3
				J2 14,67	1,50	1,50	1,40	3
				J3 27,00	2,90	2,70	2,50	2
4	Santiago Tascon	*COL 	U14 M	12,33	4,11	4,01	4,22	
				J1 12,00	1,20	1,10	1,30	4
				J2 12,00	1,20	1,20	1,20	4
				J3 13,00	1,30	1,30	1,30	4






Pro Women Wakeboard LCQ results

Homologation: National

	Name	Country	Categ.	Score	Execution	Intensity	Composition	PI
1	Sofia Arevalo Pro	*COL 	Pro F	22,56	7,77	7,57	7,22	
				J1 22,67	2,20	2,20	2,40	1
				J2 26,33	2,60	2,70	2,60	1
				J3 18,67	2,20	1,90	1,50	1
2	Cristina Tascon Pro	*COL 	Pro F	20,67	6,99	6,90	6,77	
				J1 21,00	2,00	2,00	2,30	2
				J2 24,33	2,40	2,50	2,40	2
				J3 16,67	1,90	1,70	1,40	2
3	Laura Salome Ochoa Pro	*COL 	Pro F	18,67	6,11	6,12	6,44	
				J1 19,33	1,80	1,80	2,20	3
				J2 21,33	2,00	2,20	2,20	3
				J3 15,33	1,70	1,50	1,40	3






Pro Men Wakeboard LCQ results

Homologation: National

	Name	Country	Categ.	Score	Execution	Intensity	Composition	PI
1	Felipe Negret Pro	*COL 	Pro M	39,33	13,10	13,03	13,21	
				J1 39,66	3,80	3,80	4,30	1
				J2 36,67	3,70	3,70	3,60	1
				J3 41,67	4,30	4,20	4,00	1
2	Juan Martin Duperly Pro	*COL 	Pro M	35,78	11,43	12,02	12,32	
				J1 34,33	3,00	3,50	3,80	2
				J2 35,00	3,60	3,50	3,40	2
				J3 38,00	3,70	3,80	3,90	2
3	Daniel Caicedo Pro	*COL 	Pro M	34,00	11,32	11,69	10,99	
				J1 33,67	3,00	3,60	3,50	3
				J2 33,33	3,60	3,30	3,10	3
				J3 35,00	3,60	3,60	3,30	3
4	Lorenzo Jaramillo Pro	*COL 	Pro M	31,11	10,54	10,58	9,99	
				J1 30,33	2,80	3,00	3,30	4
				J2 31,00	3,30	3,20	2,80	4
				J3 32,00	3,40	3,30	2,90	4
5	Javier Dario Ochoa Pro	*COL 	Pro M	28,00	9,55	9,57	8,88	
				J1 29,33	3,00	3,00	2,80	5
				J2 28,33	2,90	2,90	2,70	5
				J3 26,33	2,70	2,70	2,50	5






Under 14 Boys Heat 1 Wakeboard Semi finals results

Homologation: National

Name	Country	Categ.	Score	Execution	Intensity	Composition	PI
1 Daniel Caicedo	*COL 	U14 M	47,78	16,10	15,92	15,76	
			J1 43,33	4,30	4,30	4,40	1
			J2 57,33	5,80	5,80	5,60	1
			J3 42,67	4,40	4,20	4,20	1
2 Javier Dario Ochoa	*COL 	U14 M	39,56	12,76	13,69	13,10	
			J1 39,33	3,80	4,10	3,90	2
			J2 42,33	4,10	4,30	4,30	2
			J3 37,00	3,60	3,90	3,60	2
3 Jose Maria Linares	*COL 	U14 M	37,67	12,43	12,36	12,88	
			J1 36,67	3,60	3,60	3,80	3
			J2 41,00	4,00	4,00	4,30	3
			J3 35,33	3,60	3,50	3,50	3
4 Lorenzo Jaramillo	*COL 	U14 M	31,78	10,88	10,35	10,55	
			J1 32,33	3,20	3,20	3,30	4
			J2 35,00	3,60	3,40	3,50	4
			J3 28,00	3,00	2,70	2,70	4
5 Juan Pablo Tascon	*COL 	U14 M	17,67	5,99	5,90	5,77	
			J1 14,00	1,50	1,30	1,40	5
			J2 13,33	1,30	1,40	1,30	5
			J3 25,67	2,60	2,60	2,50	5



Under 14 Boys Heat 2 Wakeboard Semi finals results

Homologation: National

Name	Country	Categ.	Score	Execution	Intensity	Composition	PI
1 Juan Jose Rueda	*COL 	U14 M	53,67	17,87	17,92	17,87	
			J1 52,00	5,20	5,20	5,20	1
			J2 58,67	5,80	5,80	6,00	1
			J3 50,33	5,10	5,10	4,90	1
2 Pedro Gonzalez	*COL 	U14 M	44,33	14,87	14,81	14,65	
			J1 42,33	4,20	4,20	4,30	2
			J2 43,00	4,30	4,40	4,20	2
			J3 47,67	4,90	4,70	4,70	2
3 Felipe Jaramillo	*COL 	U14 M	27,67	9,32	9,46	8,88	
			J1 27,67	2,80	2,80	2,70	3
			J2 30,34	3,00	3,30	2,80	3
			J3 25,00	2,60	2,40	2,50	3
4 Federico Leon	*COL 	U14 M	23,00	7,77	7,90	7,33	
			J1 25,67	2,60	2,50	2,60	4
			J2 21,67	2,20	2,30	2,00	4
			J3 21,67	2,20	2,30	2,00	4
5 Nicolas Madriñan	*COL 	U14 M	16,22	5,44	5,46	5,33	
			J1 17,67	1,90	1,80	1,60	5
			J2 12,67	1,20	1,20	1,40	5
			J3 18,33	1,80	1,90	1,80	5





Under 9 Girls Wakeboard Final results

Homologation: National

	Name	Country	Categ.	Score	Execution	Intensity	Composition	PI
1	Manuela Duran	*COL 	U 9 F	19,22	6,55	6,46	6,22	
				J1 25,33	2,60	2,60	2,40	1
				J2 17,67	1,80	1,80	1,70	1
				J3 14,67	1,50	1,40	1,50	1
2	Valeria Reyes	*COL 	U 9 F	8,78	3,11	2,89	2,78	
				J1 8,67	0,90	0,80	0,90	2
				J2 10,33	1,10	1,00	1,00	2
				J3 7,33	0,80	0,80	0,60	2






Under 9 Boys Wakeboard Final results


Homologation: National

	Name	Country	Categ.	Score	Execution	Intensity	Composition	PI
1	Juan Pablo Peña	*COL 	U 9 M	13,78	4,44	4,56	4,77	
				J1 12,67	1,10	1,20	1,50	1
				J2 13,67	1,30	1,40	1,40	1
				J3 15,00	1,60	1,50	1,40	1
2	Carlos Andres Peña	*COL 	U 9 M	12,44	4,11	4,01	4,33	
				J1 11,67	1,00	1,10	1,40	2
				J2 12,67	1,20	1,30	1,30	2
				J3 13,00	1,50	1,20	1,20	2
3	Pablo Caicedo	*COL 	U 9 M	11,22	3,89	3,67	3,66	
				J1 10,33	1,00	1,00	1,10	3
				J2 11,33	1,10	1,20	1,10	3
				J3 12,00	1,40	1,10	1,10	3
4	Pedro Arango Botero	COL 	U 9 M	5,33	2,00	1,78	1,55	
				J1 5,00	0,50	0,50	0,50	4
				J2 4,33	0,50	0,50	0,30	4
				J3 6,67	0,80	0,60	0,60	4

Under 14 Girls Wakeboard Final results


Homologation: National

	Name	Country	Categ.	Score	Execution	Intensity	Composition	PI
1	Sofia Palau	*COL 	U14 F	25,44	8,55	8,46	8,44	
				J1 22,67	2,30	2,30	2,20	1
				J2 25,33	2,60	2,50	2,50	1
				J3 28,33	2,80	2,80	2,90	1
2	Cristina Tascon	*COL 	U14 F	23,00	7,77	7,46	7,77	
				J1 20,67	2,10	2,10	2,00	2
				J2 22,00	2,30	2,00	2,30	2
				J3 26,33	2,60	2,60	2,70	2
3	Laura Salome Ochoa	*COL 	U14 F	15,44	5,33	4,90	5,22	
				J1 15,33	1,80	1,50	1,30	3
				J2 17,00	1,60	1,60	1,90	3
				J3 14,00	1,40	1,30	1,50	3
4	Gabriela Alban	*COL 	U14 F	14,67	5,00	4,90	4,77	
				J1 14,67	1,60	1,50	1,30	4
				J2 16,00	1,60	1,50	1,70	4
				J3 13,33	1,30	1,40	1,30	4
5	Emilia Gomez	*COL 	U14 F	12,55	4,44	3,79	4,33	
				J1 11,00	1,30	1,00	1,00	6
				J2 14,33	1,40	1,40	1,50	5
				J3 12,33	1,30	1,00	1,40	5

Name	Country	Categ.	Score	Execution	Intensity	Composition	PI
6	Camila Ramirez	*COL 	U14 F	12,11	3,89	4,56	3,66
		J1	11,33	1,10	1,20	1,10	5
		J2	14,00	1,30	1,50	1,40	6
		J3	11,00	1,10	1,40	0,80	6





Under 14 Boys Wakeboard Final results

Homologation: National

Name	Country	Categ.	Score	Execution	Intensity	Composition	PI
1	Daniel Caicedo	*COL 	U14 M	46,00	14,98	15,25	15,76
		J1	45,67	4,60	4,60	4,50	1
		J2	40,66	3,90	3,80	4,50	1
		J3	51,67	5,00	5,30	5,20	1
2	Pedro Gonzalez	*COL 	U14 M	44,44	14,87	14,81	14,76
		J1	42,33	4,30	4,30	4,10	2
		J2	40,00	4,00	3,80	4,20	2
		J3	51,00	5,10	5,20	5,00	2
3	Juan Jose Rueda	*COL 	U14 M	42,11	14,32	13,36	14,43
		J1	40,67	4,20	4,00	4,00	3
		J2	39,33	3,90	3,80	4,10	3
		J3	46,33	4,80	4,20	4,90	3
4	Javier Dario Ochoa	*COL 	U14 M	33,89	11,66	10,80	11,43
		J1	35,33	3,50	3,60	3,50	4
		J2	32,66	3,40	3,10	3,30	4
		J3	33,66	3,60	3,00	3,50	5
5	Jose Maria Linares	*COL 	U14 M	33,44	11,21	11,02	11,21
		J1	33,67	3,40	3,40	3,30	5
		J2	31,33	3,20	3,00	3,20	5
		J3	35,33	3,50	3,50	3,60	4
6	Felipe Jaramillo	*COL 	U14 M	28,89	9,77	9,57	9,55
		J1	30,33	3,20	3,00	2,90	6
		J2	28,67	2,80	2,80	3,00	6
		J3	27,67	2,80	2,80	2,70	6




Junior Men Wakeboard Final results

Homologation: National

Name	Country	Categ.	Score	Execution	Intensity	Composition	PI
1	Martin Cardenas	*COL 	Jun M	55,67	18,32	18,59	18,76
		J1	54,33	5,50	5,40	5,40	1
		J2	56,33	5,50	5,60	5,80	1
		J3	56,33	5,50	5,70	5,70	1
2	Gregorio De Valdenebro	*COL 	Jun M	53,56	17,65	17,81	18,09
		J1	54,00	5,30	5,40	5,50	2
		J2	52,67	5,20	5,30	5,30	2
		J3	54,00	5,40	5,30	5,50	2
3	Felipe Negret	*COL 	Jun M	43,11	14,21	14,36	14,54
		J1	40,67	4,00	4,00	4,20	3
		J2	43,33	4,30	4,30	4,40	3
		J3	45,33	4,50	4,60	4,50	3
4	Juan Martin Duperly	*COL 	Jun M	36,00	11,99	11,80	12,21
		J1	37,33	3,80	3,60	3,80	4
		J2	35,33	3,50	3,60	3,50	4
		J3	35,33	3,50	3,40	3,70	4


Junior Women Wakeboard Final results

Homologation: National

	Name	Country	Categ.	Score	Execution	Intensity	Composition	PI
1	Laura Madriñan	*COL 	Jun F	37,78	12,77	12,69	12,32	
				J1 41,00	4,10	4,00	4,20	1
				J2 37,00	3,70	3,80	3,60	1
				J3 35,33	3,70	3,60	3,30	1
2	Sofia Arevalo	*COL 	Jun F	28,67	9,55	9,57	9,55	
				J1 29,00	2,90	3,00	2,80	2
				J2 26,33	2,60	2,60	2,70	2
				J3 30,67	3,10	3,00	3,10	2
3	Juliana Tascon	*COL 	Jun F	26,00	8,55	8,68	8,77	
				J1 25,33	2,50	2,50	2,60	3
				J2 23,33	2,30	2,30	2,40	3
				J3 29,33	2,90	3,00	2,90	3



Open Women Wakeboard Final results

Homologation: National

	Name	Country	Categ.	Score	Execution	Intensity	Composition	PI
1	Maria Jose Velez	*COL 	Ope F	27,22	9,55	9,91	7,77	
				J1 31,33	3,00	3,10	3,30	1
				J2 23,34	3,00	3,00	1,00	1
				J3 27,00	2,60	2,80	2,70	1



Open Men Wakeboard Final results





Homologation: National

	Name	Country	Categ.	Score	Execution	Intensity	Composition	PI
1	Juan Martin Velez	*COL 	Ope M	82,89	27,53	27,50	27,86	
				J1 87,33	8,70	8,60	8,90	1
				J2 86,00	8,50	8,60	8,70	1
				J3 75,33	7,60	7,50	7,50	1
2	Jorge Rocha	*COL 	Ope M	77,33	25,75	26,16	25,42	
				J1 82,67	8,10	8,60	8,10	2
				J2 81,00	8,20	8,00	8,10	2
				J3 68,33	6,90	6,90	6,70	2

Pro Women Wakeboard Final results

Homologation: National

	Name	Country	Categ.	Score	Execution	Intensity	Composition	PI
1	Laura Madriñan Pro	*COL 	Pro F	53,11	17,87	17,70	17,54	
				J1 55,67	5,60	5,60	5,50	1
				J2 46,67	4,70	4,50	4,80	1
				J3 57,00	5,80	5,80	5,50	1
2	Maria Jose Velez Pro	*COL 	Pro F	52,22	17,43	17,59	17,21	
				J1 55,00	5,40	5,60	5,50	2
				J2 45,00	4,50	4,40	4,60	2
				J3 56,67	5,80	5,80	5,40	2

Name	Country	Categ.	Score	Execution	Intensity	Composition	PI
3 Sofia Palau Pro	*COL 	Pro F	33,00	11,10	11,02	10,88	
			J1 29,67	2,90	3,00	3,00	3
			J2 33,33	3,50	3,30	3,20	3
			J3 36,00	3,60	3,60	3,60	3
4 Sofia Arevalo Pro	*COL 	Pro F	30,89	10,32	10,58	9,99	
			J1 27,00	2,70	2,70	2,70	5
			J2 32,34	3,30	3,50	2,90	4
			J3 33,33	3,30	3,30	3,40	4
5 Juliana Tascon Pro	*COL 	Pro F	30,33	10,10	10,13	10,10	
			J1 28,00	2,80	2,80	2,80	4
			J2 30,00	3,00	3,00	3,00	5
			J3 33,00	3,30	3,30	3,30	5
6 Cristina Tascon Pro	*COL 	Pro F	28,56	9,44	9,57	9,55	
			J1 26,67	2,60	2,70	2,70	6
			J2 28,33	2,90	2,90	2,70	6
			J3 30,67	3,00	3,00	3,20	6

Pro Men Wakeboard Final results

Homologation: National

Name	Country	Categ.	Score	Execution	Intensity	Composition	PI
1 Juan Martin Velez Pro	*COL 	Pro M	85,22	28,42	27,83	28,97	
			J1 87,33	8,50	8,50	9,20	1
			J2 86,00	8,60	8,50	8,70	1
			J3 82,33	8,50	8,00	8,20	1
2 Jorge Rocha Pro	COL 	Pro M	80,34	25,97	27,94	26,42	
			J1 82,34	7,90	8,60	8,20	2
			J2 80,33	7,90	8,20	8,00	2
			J3 78,34	7,60	8,30	7,60	2
3 Martin Cardenas Pro	*COL 	Pro M	65,22	21,64	21,93	21,64	
			J1 66,33	6,60	6,70	6,60	3
			J2 65,67	6,60	6,50	6,60	3
			J3 63,67	6,30	6,50	6,30	3
4 Gregorio De Valdenebro Pro	*COL 	Pro M	59,78	20,09	19,71	19,98	
			J1 62,33	6,20	6,30	6,20	4
			J2 61,00	6,10	6,20	6,00	4
			J3 56,00	5,80	5,20	5,80	4
5 Juan Martin Duperly Pro	*COL 	Pro M	39,67	12,88	13,58	13,21	
			J1 37,33	3,80	3,60	3,80	5
			J2 40,67	4,00	4,30	3,90	5
			J3 41,00	3,80	4,30	4,20	5
6 Felipe Negret Pro	*COL 	Pro M	38,34	12,65	13,69	11,99	
			J1 35,67	3,60	3,70	3,40	6
			J2 38,67	3,90	4,10	3,60	6
			J3 40,67	3,90	4,50	3,80	6

Chief Judge
Jersson Delgado